

# BOSDI®



High efficient



## BOSDI ABRASIVES



- ☎ +86 371-68611525 / 55656500
- ☎ +86 13838009226
- ☎ +86 371-67659918
- 🌐 [www.bosdiabrasives.com](http://www.bosdiabrasives.com)
- ✉ [bosdi@bosdiabrasives.com](mailto:bosdi@bosdiabrasives.com)
- 📍 No. 216 Changchun Road, High-tech Development Zone, Zhengzhou China Zip 450000

## TYPE-TO-APPLICATION RECOMMENDATION GUIDE

### Wheel Type/Thickness

<p><b>TYPE 41</b></p>	<p>Type 41 of cut-off wheels is designed for use on right angle grinder cut-off applications. All are supplied with full fiberglass reinforcing.</p>
<p><b>TYPE 42</b></p>	<p>Type 42 of depressed center cut-off wheels is designed for use on right angle grinder cut-off applications. Their depressed center shape provides a recess for the hub, which allows flush cutting. All are supplied with full fiberglass reinforcing.</p>
<p><b>TYPE 27</b></p>	<p>Type 27 of depressed center grinding wheels are designed for use on right angle grinder grinding applications. Their depressed center shape provides a recess for the hub, which allows flush grinding. All are supplied with full fiberglass reinforcing.</p>

## HOW TO SELECT THE COLOUR

<b>METAL</b>	<b>BLACK</b>	Have an excellent rate and long working life.
<b>IONX</b>	<b>GREEN</b>	Have an excellent sharpness.
<b>STONE</b>	<b>BROWN</b>	Used for stone, glass, marble and granite.
<b>STEEL BAR</b>	<b>RED</b>	Used for steel bar, sheet, deformed steel bar, groove steel.

### Traditional:

- Aluminum Oxide (A/AO)
- White Aluminum Oxide (WA)
- Single Crystal Aluminum (SA)

### Better:

- Zirconia Aluminum (ZA)

### Best:

- Ceramic (CA): Ceramic abrasives provide the longest life & fastest cut rate of all coated abrasives. They are the newest grain innovation and represent the ultimate in performance, providing an aggressive, consistent cut under moderate to high pressure.

## Reinforced Cut-off Wheels

BRAND	BEST	BETTER	GOOD
<b>BOSDI</b>	SG/SA60Q	—	—
NORTON	—	BlueFire	Gemini Free Cut
Briliant	—	—	Brill Blade ExtralHeavy Duty
Bullard	—	ZA60T	SGA60U
Camel	—	ZA Quickie Cut	A36S-BF
FlexOvit	—	Razorblade A6OSST	Razorblade A24T,30V,36T
Pearl	—	Redline Max Slimcut	Slimcut
Pferd	—	SGP-ZAQ-INOX	SG-A-S
Sait	Saittech	Z-tech	SAIT.M.X
Spedecut	—	—	A46,60 TBXX
Walter	—	—	A30-ZIP

## Reinforced Depressed Grinding Wheels

BRAND	BEST	BETTER	GOOD
<b>BOSDI</b>	SG24R	Classic	—
Norton	Quantum3/Norzon Plus	Blue Fire	Gemini
3M	CubitronII	—	High Performance
Dewalt	XPCeramic	XP	HP
Flexovit	Flexon ZA24P	MetalHog	High Performance
Metabo	M-Calibur	ZA24T	A24R&T
Pferd	SG-ElasticCeramic	ZA-SGP	SG-Elastic
Sait	Saitech/TheUltmateGrind	Z24R Z-Tech	A24R
Tyrolit	—	ZA24P-BFX	A30S&Q-BFX
Walter	—	AllsteelXX	Allsteel

## NOT EVERY WORLD FAMOUS WHEEL IS USING THE SG AND CA MATERIAL

# Better Material Better Efficiency





**BOSDI®**

**Supper ThinCutting Wheel**

[Purpose]: cut off metal, stainless steel, inox, cast iron, steel bar, copper pipe, aluminium, deformed steel bar, and so on.

[Features]: very sharp, higher efficiency, no brun and burr-free.



**Type 41**

Material	Size(mm)	Shape T42	Pcs/ctn	Gw.(kgs)	Ctn(cm)	Speed
A/WA/SC/GC	105x1.2x16	▬▬▬▬	800	21	36x24x25	70m/s 80m/s
A/WA/SC/GC	115x1.2x22	▬▬▬▬	600	14	47x25x14	
A/WA/SC/GC	115x1.6x22	▬▬▬▬	600	15	47x25x14	
A/WA/SC/GC	115x2.0x22	▬▬▬▬	600	16	47x25x14	
A/WA/SC/GC	115x3.0x22	▬▬▬▬	500	17	47x25x14	
A/WA/SC/GC	125x1.2x22	▬▬▬▬	600	17	47x27x15	
A/WA/SC/GC	125x1.6x22	▬▬▬▬	600	18	47x27x15	
A/WA/SC/GC	125x2.0x22	▬▬▬▬	600	19	47x27x15	
A/WA/SC/GC	125x3.0x22	▬▬▬▬	500	20	47x27x15	
A/WA/SC/GC	150x1.6x22	▬▬▬▬	400	18	36x32x17	
A/WA/SC/GC	150x2.0x22	▬▬▬▬	400	19	36x32x17	
A/WA/SC/GC	150x3.0x22	▬▬▬▬	400	20	36x32x17	
A/WA/SC/GC	180x1.6x22	▬▬▬▬	200	18	42x19x20	
A/WA/SC/GC	180x2.0x22	▬▬▬▬	200	20	42x19x20	
A/WA/SC/GC	180x3.0x22	▬▬▬▬	200	21	42x19x20	
A/WA/SC/GC	230x2.0x22	▬▬▬▬	100	23	25x24x25	
A/WA/SC/GC	230x3.0x22	▬▬▬▬	100	27	25x24x25	



# Asian Cutting Wheel

# BOSDI®



[Purpose]: cut off metal, stainless steel, inox, cast iron, steel bar, copper pipe, aluminium, deformed steel bar, and so on.  
 [Features]: very sharp, higher efficiency, no burr and burr-free.



**Type 41**

Material	Size(mm)	Shape T42	Pcs/ctn	Gw.(kgs)	Ctn(cm)	Speed
A/WA/SC/GC	105x1.2x16	▬▬▬	800	21	36x24x25	70m/s 80m/s
A/WA/SC/GC	115x1.2x22	▬▬▬	600	14	47x25x14	
A/WA/SC/GC	115x1.6x22	▬▬▬	600	15	47x25x14	
A/WA/SC/GC	115x2.0x22	▬▬▬	600	16	47x25x14	
A/WA/SC/GC	115x3.0x22	▬▬▬	500	17	47x25x14	
A/WA/SC/GC	125x1.2x22	▬▬▬	600	17	47x27x15	
A/WA/SC/GC	125x1.6x22	▬▬▬	600	18	47x27x15	
A/WA/SC/GC	125x2.0x22	▬▬▬	600	19	47x27x15	
A/WA/SC/GC	125x3.0x22	▬▬▬	500	20	47x27x15	
A/WA/SC/GC	150x1.6x22	▬▬▬	400	18	36x32x17	
A/WA/SC/GC	150x2.0x22	▬▬▬	400	19	36x32x17	
A/WA/SC/GC	150x3.0x22	▬▬▬	400	20	36x32x17	
A/WA/SC/GC	180x1.6x22	▬▬▬	200	18	42x19x20	
A/WA/SC/GC	180x2.0x22	▬▬▬	200	20	42x19x20	
A/WA/SC/GC	180x3.0x22	▬▬▬	200	21	42x19x20	
A/WA/SC/GC	230x2.0x22	▬▬▬	100	23	25x24x25	
A/WA/SC/GC	230x3.0x22	▬▬▬	100	27	25x24x25	

# BOSDI®

# Asian Big Cutting Wheel



[Purpose]: cut off metal, stainless steel, inox, cast iron, steel bar, copper pipe, aluminium, deformed steel bar, and so on.  
 [Features]: very sharp, higher efficiency, no burr and burr-free.



**Type 41**

Material	Size(mm)	Shape T42	Pcs/ctn	Gw.(kgs)	Ctn(cm)	Speed
A/WA/SC/GC	250x2.0x25.4	▬▬▬	25	11	26x26x6	70m/s 80m/s
A/WA/SC/GC	250x2.5x25.4	▬▬▬	25	12	26x26x7	
A/WA/SC/GC	250x2.8x25.4	▬▬▬	25	13	26x26x8	
A/WA/SC/GC	250x3.0x25.4	▬▬▬	25	14	26x26x9	
A/WA/SC/GC	300x2.0x25.4	▬▬▬	25	13	31x31x6	
A/WA/SC/GC	300x2.5x25.4	▬▬▬	25	14	31x31x7	
A/WA/SC/GC	300x3.0x25.4	▬▬▬	25	15	31x31x9	
A/WA/SC/GC	355x2.0x25.4	▬▬▬	25	14	36x36x6	
A/WA/SC/GC	355x2.5x25.4	▬▬▬	25	15	36x36x7	
A/WA/SC/GC	355x2.8x25.4	▬▬▬	25	16	36x36x8	
A/WA/SC/GC	355x3.0x25.4	▬▬▬	25	17	36x36x9	
A/WA/SC/GC	405x2.8x25.4	▬▬▬	25	22	41x41x7	
A/WA/SC/GC	405x3.0x25.4	▬▬▬	25	23	41x41x8	
A/WA/SC/GC	405x3.2x25.4	▬▬▬	25	24	41x41x9	
A/WA/SC/GC	405x3.5x25.4	▬▬▬	25	25	41x41x10	
A/WA/SC/GC	405x3.8x25.4	▬▬▬	25	26	41x41x11	
A/WA/SC/GC	405x4.0x25.4	▬▬▬	25	27	41x41x12	

# Europe Cutting Wheel

# BOSDI®



[Purpose]: cut off metal, stainless steel, inox, cast iron, steel bar, copper pipe, aluminium, deformed steel bar, and so on.

[Features]: very sharp, higher efficiency, no burr and burr-free.



**Type 41**

Material	Size(mm)	Shape T42	Pcs/ctn	Gw.(kgs)	Ctn(cm)	Speed
A/WA/SC/GC	105x1.2x16	█	800	21	36x24x25	70m/s 80m/s
A/WA/SC/GC	115x1.2x22	█	600	14	47x25x14	
A/WA/SC/GC	115x1.6x22	█	600	15	47x25x14	
A/WA/SC/GC	115x2.0x22	█	600	16	47x25x14	
A/WA/SC/GC	115x3.0x22	█	500	17	47x25x14	
A/WA/SC/GC	125x1.2x22	█	600	17	47x27x15	
A/WA/SC/GC	125x1.6x22	█	600	18	47x27x15	
A/WA/SC/GC	125x2.0x22	█	600	19	47x27x15	
A/WA/SC/GC	125x3.0x22	█	500	20	47x27x15	
A/WA/SC/GC	150x1.6x22	█	400	18	36x32x17	
A/WA/SC/GC	150x2.0x22	█	400	19	36x32x17	
A/WA/SC/GC	150x3.0x22	█	400	20	36x32x17	
A/WA/SC/GC	180x1.6x22	█	200	18	42x19x20	
A/WA/SC/GC	180x2.0x22	█	200	20	42x19x20	
A/WA/SC/GC	180x3.0x22	█	200	21	42x19x20	
A/WA/SC/GC	230x2.0x22	█	100	23	25x24x25	
A/WA/SC/GC	230x3.0x22	█	100	27	25x24x25	

# BOSDI®

# Europe Big Cutting Wheel

[Purpose]: cut off metal, stainless steel, inox, cast iron, steel bar, copper pipe, aluminium, deformed steel bar, and so on.

[Features]: very sharp, higher efficiency, no burr and burr-free.



**Type 41**



Material	Size(mm)	Shape T42	Pcs/ctn	Gw.(kgs)	Ctn(cm)	Speed
A/WA/SC/GC	250x2.0x25.4	█	25	11	26x26x6	70m/s 80m/s
A/WA/SC/GC	250x2.5x25.4	█	25	12	26x26x7	
A/WA/SC/GC	250x2.8x25.4	█	25	13	26x26x8	
A/WA/SC/GC	250x3.0x25.4	█	25	14	26x26x9	
A/WA/SC/GC	300x2.0x25.4	█	25	13	31x31x6	
A/WA/SC/GC	300x2.5x25.4	█	25	14	31x31x7	
A/WA/SC/GC	300x3.0x25.4	█	25	15	31x31x9	
A/WA/SC/GC	355x2.0x25.4	█	25	14	36x36x6	
A/WA/SC/GC	355x2.5x25.4	█	25	15	36x36x7	
A/WA/SC/GC	355x2.8x25.4	█	25	16	36x36x8	
A/WA/SC/GC	355x3.0x25.4	█	25	17	36x36x9	
A/WA/SC/GC	405x2.8x25.4	█	25	22	41x41x7	
A/WA/SC/GC	405x3.0x25.4	█	25	23	41x41x8	
A/WA/SC/GC	405x3.2x25.4	█	25	24	41x41x9	
A/WA/SC/GC	405x3.5x25.4	█	25	25	41x41x10	
A/WA/SC/GC	405x3.8x25.4	█	25	26	41x41x11	
A/WA/SC/GC	405x4.0x25.4	█	25	27	41x41x12	



# Cutting & Grinding Wheel



[Purpose]:depressed center cut off & grinding wheel cut or grinding metal, stainless steel,inox,cast iron,steel bar, copper pipe, aluminium, deformed steel bar and so on.  
 [Features]:very sharp,high efficiency, no brun and burr-free.



**Type 42**

Material	Size(mm)	Shape T42	Pcs/ctn	Gw.(kgs)	Ctn(cm)	Speed
A/WA/SC/GC	105x2.0x16		800	21	36x24x25	70m/s 80m/s
A/WA/SC/GC	115x1.2x22		600	14	47x25x14	
A/WA/SC/GC	115x1.6x22		600	15	47x25x14	
A/WA/SC/GC	115x2.0x22		600	16	47x25x14	
A/WA/SC/GC	115x3.0x22		500	17	47x25x14	
A/WA/SC/GC	125x1.2x22		600	17	47x27x15	
A/WA/SC/GC	125x1.6x22		600	18	47x27x15	
A/WA/SC/GC	125x2.0x22		600	19	47x27x15	
A/WA/SC/GC	125x3.0x22		500	20	47x27x15	
A/WA/SC/GC	150x1.6x22		400	18	36x32x17	
A/WA/SC/GC	150x2.0x22		400	19	36x32x17	
A/WA/SC/GC	150x3.0x22		400	20	36x32x17	
A/WA/SC/GC	180x1.6x22		200	18	42x19x20	
A/WA/SC/GC	180x2.0x22		200	20	42x19x20	
A/WA/SC/GC	180x3.0x22		200	21	42x19x20	
A/WA/SC/GC	230x2.0x22		100	23	25x24x25	
A/WA/SC/GC	230x3.0x22		100	27	25x24x25	



# Grinding Wheel



[Purpose]:depressed center grinding metal, stainless steel,inox, cast iron, steel bar,copper pipe,aluminium, deformed steel bar and so on.  
 [Features]:very sharp,higher efficiency,no brun and burr-free.




**Type 27**

Material	Size(mm)	Shape T27	Pcs/ctn	Gw.(kgs)	Ctn(cm)	Speed
A/WA/SC/GC	100X3X16		400	20	42X22X21	70m/s 80m/s
A/WA/SC/GC	115X3X22		200	15	25X23X25	
A/WA/SC/GC	125X3X22		200	18	26X23X26	
A/WA/SC/GC	150X3X22		200	13	32X23X16	
A/WA/SC/GC	180X3X22		100	18	38X24X19	
A/WA/SC/GC	230X3X22		50	16	25X25X25	

Material	Size(mm)	Shape T27	Pcs/ctn	Gw.(kgs)	Ctn(cm)	Speed
A/WA/SC/GC	100x6x16		400	20	42X22X21	70m/s 80m/s
A/WA/SC/GC	115x6x22		200	15	25X23X25	
A/WA/SC/GC	125x6x22		200	18	26X23X26	
A/WA/SC/GC	150x6x22		200	13	32X23X16	
A/WA/SC/GC	180x6x22		100	18	38X24X19	
A/WA/SC/GC	230x6x22		50	16	25X25X25	


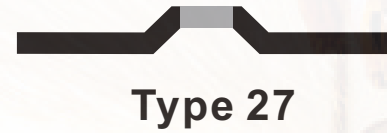




# BOSDI®

## Depressed Center Wheel

[Purpose]: Grinding metal, stainless steel, inox, cast iron, steel bar, copper pipe, aluminium, deformed steel bar, and so on.  
 [Features]: very sharp, higher efficiency, no burn and safety.



Material	Size(mm)	Shape T27	Pcs/ctn	Gw.(kgs)	Ctn(cm)	Speed
A/WA/SC/GC	100X3X16		400	20	42X22X21	70m/s 80m/s
A/WA/SC/GC	115X3X22		200	15	25X23X25	
A/WA/SC/GC	125X3X22		200	18	26X23X26	
A/WA/SC/GC	150X3X22		200	13	32X23X16	
A/WA/SC/GC	180X3X22		100	18	38X24X19	
A/WA/SC/GC	230X3X22		50	16	25X25X25	

Material	Size(mm)	Shape T27	Pcs/ctn	Gw.(kgs)	Ctn(cm)	Speed
A/WA/SC/GC	100x6x16		400	20	42X22X21	70m/s 80m/s
A/WA/SC/GC	115x6x22		200	15	25X23X25	
A/WA/SC/GC	125x6x22		200	18	26X23X26	
A/WA/SC/GC	150x6x22		200	13	32X23X16	
A/WA/SC/GC	180x6x22		100	18	38X24X19	
A/WA/SC/GC	230x6x22		50	16	25X25X25	



# Flexible Grinding Wheel



[Usage] **WA** suitable for grinding stainless steel, inox, alloy steel.  
**AC** suitable for grinding metal, steel, cast iron.  
**GC** suitable for grinding marble, granite, stone and glass

[Features] very sharp, have elastic grinding, good handle feeling.




Type-Material	Size(mm)	Shape T-27	Pcs/CTN	GW.(kgs)	CTN Size(cm)	Max. Speed
T-27WA/AC/GC	100X3X16		200	21	38X22X22	70m/s 80m/s
T-27WA/AC/GC	115X3X22		200	21	38X22X22	
T-27WA/AC/GC	125X3X22		200	16	25X21X25	
T-27WA/AC/GC	150X3X22		100	17	27X21X27	
T-27WA/AC/GC	180X3X22		100	23	42X31X16	



# Aluminium Grinding Wheel

[Purpose]:SG/GC grinding Aluminium, aluminium alloy, cuprum, non-ferrous metals.  
 GC grinding stone, granite, marble, concrete, glass.  
 WA grinding Aluminium, aluminium alloy, cuprum, non-ferrous metals  
 BC grinding fiberglass, glass fiber composite, ceramics, pedestal pan etc.

[Features]:very sharp, higher efficiency, no brun and no burr-free.



Material	Size(mm)	Shape T27	Pcs/ctn	Gw.(kgs)	Ctn(cm)	Speed
A/WA/SC/GC	100X3X16		400	20	42X22X21	70m/s 80m/s
A/WA/SC/GC	115X3X22		200	15	25X23X25	
A/WA/SC/GC	125X3X22		200	18	26X23X26	
A/WA/SC/GC	150X3X22		200	13	32X23X16	
A/WA/SC/GC	180X3X22		100	18	38X24X19	
A/WA/SC/GC	230X3X22		50	16	25X25X25	

Material	Size(mm)	Shape T27	Pcs/ctn	Gw.(kgs)	Ctn(cm)	Speed
A/WA/SC/GC	100x6x16		400	20	42X22X21	70m/s 80m/s
A/WA/SC/GC	115x6x22		200	15	25X23X25	
A/WA/SC/GC	125x6x22		200	18	26X23X26	
A/WA/SC/GC	150x6x22		200	13	32X23X16	
A/WA/SC/GC	180x6x22		100	18	38X24X19	
A/WA/SC/GC	230x6x22		50	16	25X25X25	



# Production Process

# BOSDI®

# BOSDI®

# Factory Realistic Picture





## Testing In Laboratory

**BOSDI**<sup>®</sup>

**BOSDI**<sup>®</sup>

## Application In Market



STEEL CUTTING



SQUARE STEEL



STEEL SHEET



STEEL PIPE CUTTING



STEEL PIPE GRINDING



METAL SHEET GRINDING



High efficient



CUTTING ANGLE IRON

GRINDING WELDING